


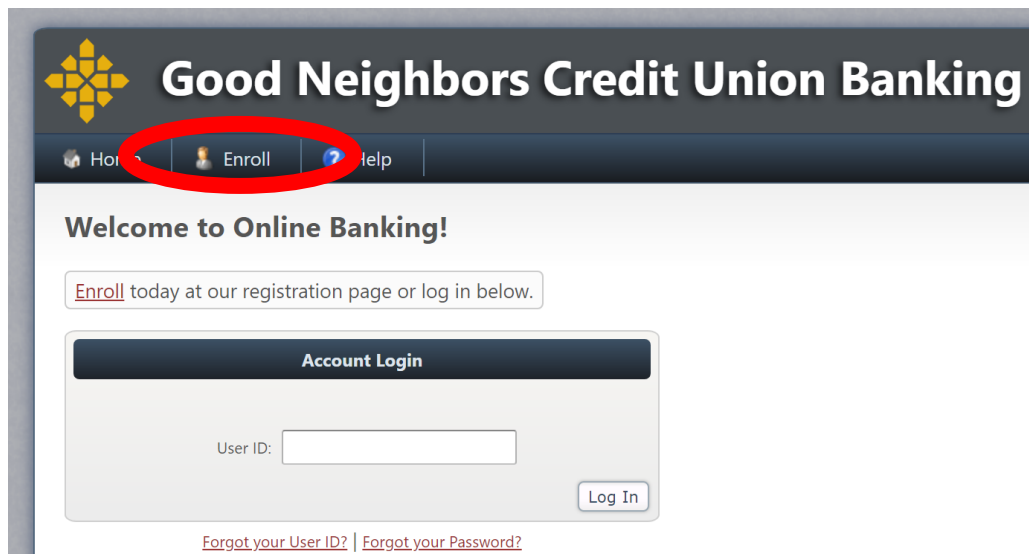


ONLINE BANKING ENROLLMENT

1. Go to: www.goodneighborscu.com
2. Click on Banking Login



3. Choose Enroll





GoodNeighbors

CREDIT UNION

4. You will be brought to the Terms and Conditions Page. Read this page in its entirety, and if you agree, click "I Agree" at the bottom.

By clicking "I Agree", I agree that I have read and accepted the Terms and Conditions presented above.



5. On the Account Registration page enter your information.

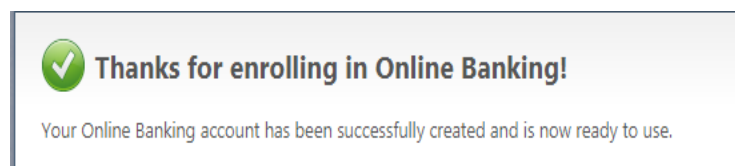
- Complete all lines on this page
- When entering your control account number:

4 digit account #: 0100 _ _ _ _ 0

5 Digit account #: 010 _ _ _ _ _ 0

- Password must be at least 8 characters long and have at least one capital letter and one number
- Security questions answers are case sensitive
- Select a security image. **Security: If you are ever asked to input your password and you do not see the image you selected during this enrollment; do not put your password in.**

6. Once you have entered your information click **Submit**. You will see a screen saying you are enrolled in home banking



7. If you have not yet chosen to, you may now enroll in e-statements if this screen pops up upon registering by pressing OK

